

CMJ0130
THRU
CMJH180

**SURFACE MOUNT SILICON
CURRENT LIMITING DIODE**



SOD-123FL CASE



www.centrasemi.com

DESCRIPTION:

The CENTRAL SEMICONDUCTOR CMJ0130 series types are silicon field effect current regulator diodes designed for applications requiring a constant current over a wide voltage range. These devices are manufactured in the epoxy molded, low profile SOD-123FL case. Special selections of I_P (regulator current) are available for critical applications.

MARKING: SEE MARKING CODES ON ELECTRICAL CHARACTERISTICS TABLE

FEATURES:

- High Reliability
- Superior Lot to Lot Consistency
- Special Selections Available
- Leaded Devices Available

MAXIMUM RATINGS: ($T_A=60^\circ\text{C}$)

Peak Operating Voltage (CMJ0130 THRU CMJ5750)
Peak Operating Voltage (CMJH080 THRU CMJH180)
Power Dissipation
Operating and Storage Junction Temperature
Thermal Resistance

SYMBOL

SYMBOL		UNITS
P_{OV}	100	V
P_{OV}	50	V
P_D	500	mW
T_J, T_{stg}	-65 to +150	$^\circ\text{C}$
θ_{JA}	180	$^\circ\text{C/W}$

ELECTRICAL CHARACTERISTICS: ($T_A=25^\circ\text{C}$ unless otherwise noted)

Type	Regulator Current (Note 1)			Minimum Dynamic Impedance	Minimum Knee Impedance	Maximum Limiting Voltage	Temperature Coefficient (Note 2)	Marking Code
	$I_P @ V_T=25V$			$Z_T @ V_T=25V$	$Z_K @ V_K=6.0V$	$V_L @ I_L=0.8 \times I_P \text{ MIN}$	TC	
	MIN mA	NOM mA	MAX mA	M Ω	k Ω	V	%/ $^\circ\text{C}$	
CMJ0130	0.05	0.13	0.21	6.0	2,000	0.6	+2.10 to +0.10	101
CMJ0300	0.20	0.31	0.42	4.0	1,000	0.8	+0.40 to -0.20	301
CMJ0500	0.40	0.515	0.63	2.0	500	1.1	+0.15 to -0.25	501
CMJ0750	0.60	0.76	0.92	1.0	200	1.4	0.0 to -0.32	701
CMJ1000	0.88	1.1	1.32	0.65	100	1.7	-0.10 to -0.37	102
CMJ1500	1.28	1.5	1.72	0.45	70	2.0	-0.13 to -0.40	152
CMJ2000	1.68	2.0	2.32	0.35	50	2.3	-0.15 to -0.42	202
CMJ2700	2.28	2.69	3.1	0.30	30	2.7	-0.18 to -0.45	272
CMJ3500	3.0	3.55	4.1	0.25	20	3.2	-0.20 to -0.47	352
CMJ4500	3.9	4.5	5.1	0.20	10	3.7	-0.22 to -0.50	452
CMJ5750	5.0	5.75	6.5	0.05	5.0	4.5	-0.25 to -0.53	562
CMJH080	6.56	8.2	9.84	0.32	15	3.1	-0.25 to -0.45	822
CMJH100	8.0	10	12	0.17	6.0	3.5	-0.25 to -0.45	103
CMJH120	9.6	12	14.4	0.08	3.0	3.8	-0.25 to -0.45	123
CMJH150	12	15	18	0.03	2.0	4.3	-0.25 to -0.45	153
CMJH180	16	18	20	0.02	1.8	4.6	-0.25 to -0.45	183

Notes: 1) Pulsed Method: Pulse Width (ms) = 27.5 divided by I_P NOM (mA)
2) The Temperature Coefficient is measured between + 25 $^\circ\text{C}$ and +50 $^\circ\text{C}$.

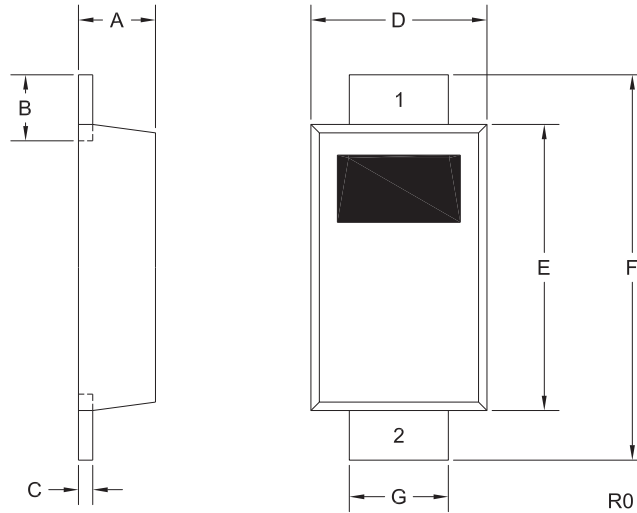
R3 (23-July 2014)

CMJ0130
THRU
CMJH180

SURFACE MOUNT SILICON
CURRENT LIMITING DIODE



SOD-123FL CASE - MECHANICAL OUTLINE



LEAD CODE:

- 1) Cathode
- 2) Anode

MARKING: SEE ELECTRICAL
CHARACTERISTICS TABLE

SYMBOL	INCHES		MILLIMETERS	
	MIN	MAX	MIN	MAX
A	0.024	0.031	0.60	0.80
B	0.020	0.028	0.50	0.70
C	0.003	0.007	0.08	0.18
D	0.059	0.067	1.50	1.70
E	0.094	0.110	2.40	2.80
F	0.130	0.146	3.30	3.70
G	0.031	0.039	0.80	1.00

SOD-123FL (REV:R0)

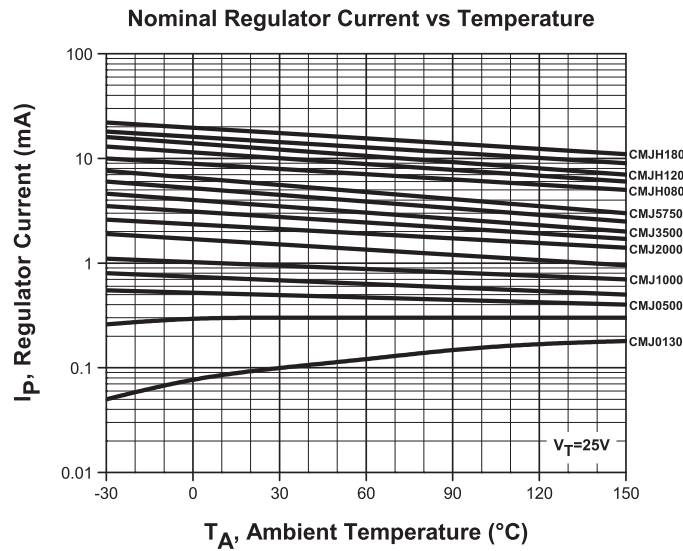
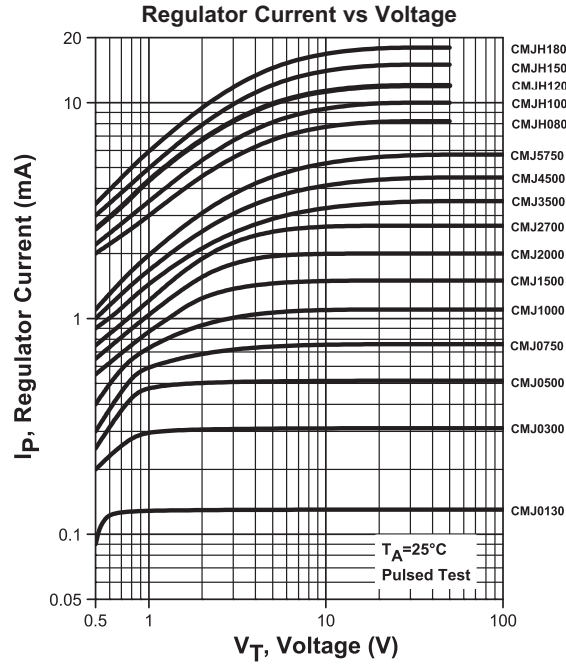
R3 (23-July 2014)

CMJ0130
THRU
CMJH180

SURFACE MOUNT SILICON
CURRENT LIMITING DIODE



TYPICAL ELECTRICAL CHARACTERISTICS



OUTSTANDING SUPPORT AND SUPERIOR SERVICES



PRODUCT SUPPORT

Central's operations team provides the highest level of support to insure product is delivered on-time.

- Supply management (Customer portals)
- Inventory bonding
- Consolidated shipping options
- Custom bar coding for shipments
- Custom product packing

DESIGNER SUPPORT/SERVICES

Central's applications engineering team is ready to discuss your design challenges. Just ask.

- Free quick ship samples (2nd day air)
- Online technical data and parametric search
- SPICE models
- Custom electrical curves
- Environmental regulation compliance
- Customer specific screening
- Up-screening capabilities
- Special wafer diffusions
- PbSn plating options
- Package details
- Application notes
- Application and design sample kits
- Custom product and package development

CONTACT US

Corporate Headquarters & Customer Support Team

Central Semiconductor Corp.
145 Adams Avenue
Hauppauge, NY 11788 USA
Main Tel: (631) 435-1110
Main Fax: (631) 435-1824
Support Team Fax: (631) 435-3388
www.centrasemi.com

Worldwide Field Representatives:
www.centrasemi.com/wwreps

Worldwide Distributors:
www.centrasemi.com/wwdistributors

For the latest version of Central Semiconductor's **LIMITATIONS AND DAMAGES DISCLAIMER**, which is part of Central's Standard Terms and Conditions of sale, visit: www.centrasemi.com/terms